



US00D402086S

United States Patent [19]

[11] **Patent Number: Des. 402,086**

Rowe

[45] **Date of Patent: **Dec. 8, 1998**

[54] **PANT CUFF**

3,201,800	8/1965	McHugh	2/83
3,381,311	5/1968	Wormser	2/270
5,067,179	11/1991	Wormser	2/239 X

[76] Inventor: **Gene Rowe**, 4455 Marcy La. Apt. 151, Indianapolis, Ind. 46205-5002

Primary Examiner—Paula A. Mortimer
Attorney, Agent, or Firm—Plews Shadley Racher & Braun

[**] Term: **14 Years**

[57] CLAIM

[21] Appl. No.: **41,711**

The ornamental design for a pant cuff, as shown and described.

[22] Filed: **Jul. 21, 1995**

[51] **LOC (6) Cl.** **02-02**

[52] **U.S. Cl.** **D2/742**

[58] **Field of Search** D2/713, 742, 858;
2/80, 83, 158, 227, 270, 239

DESCRIPTION

FIG. 1 is a fragmentary front elevational view of a left pant cuff showing my new design;
FIG. 2 is a side elevational view thereof;
FIG. 3 is an opposite side elevational view thereof;
FIG. 4 is a rear elevational view thereof; and,
FIG. 5 is a bottom plan view thereof.

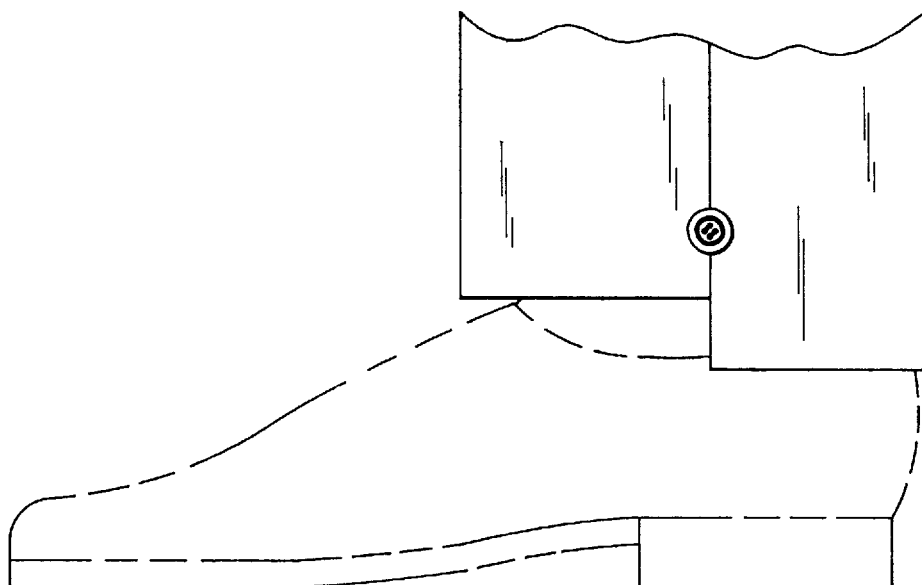
The broken line showing of the shoe in FIGS. 1-5 is illustrative of environmental structure only and forms no part of the claimed design.

[56] References Cited

U.S. PATENT DOCUMENTS

D. 97,719	12/1935	Segelin et al.	D2/742
319,219	6/1885	Frank	D2/858 X
1,183,792	5/1916	Aron	2/270
1,283,205	10/1918	Jones	2/83
3,111,676	11/1963	Artzt et al.	2/80

1 Claim, 5 Drawing Sheets



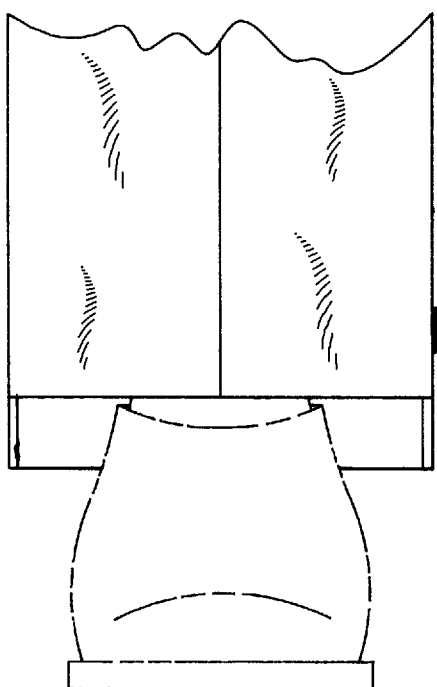


FIG. 1

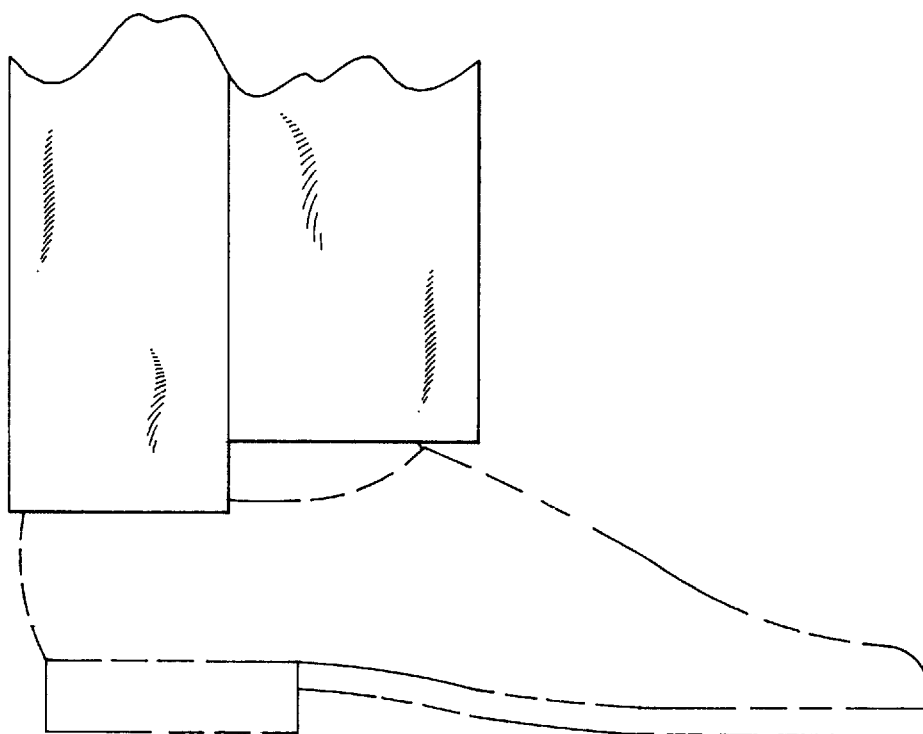


FIG. 2

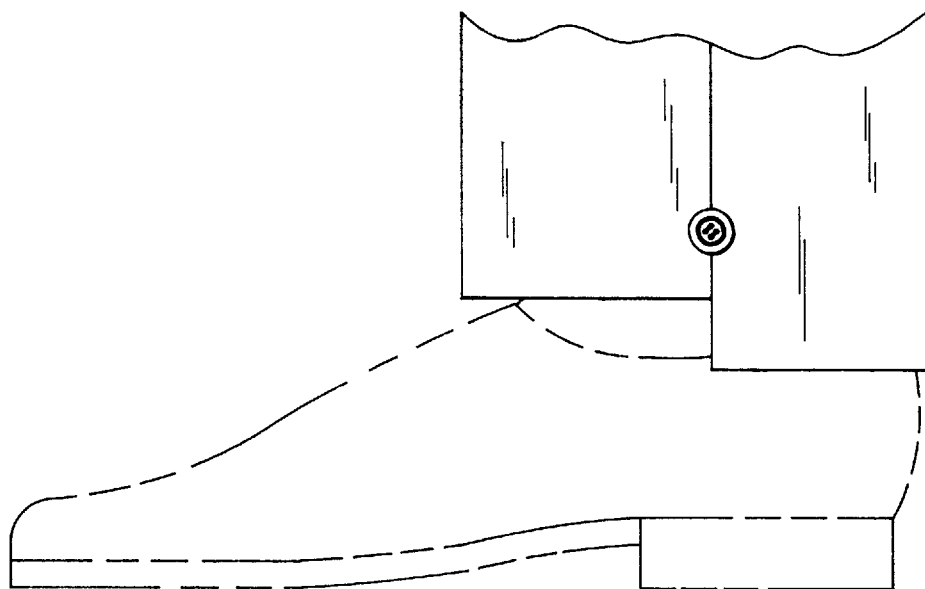


FIG. 3

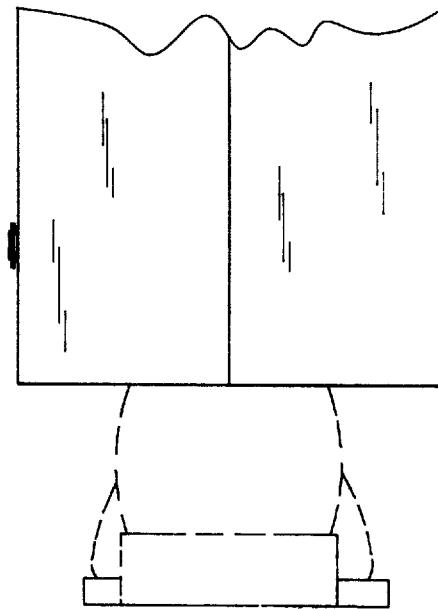


FIG. 4

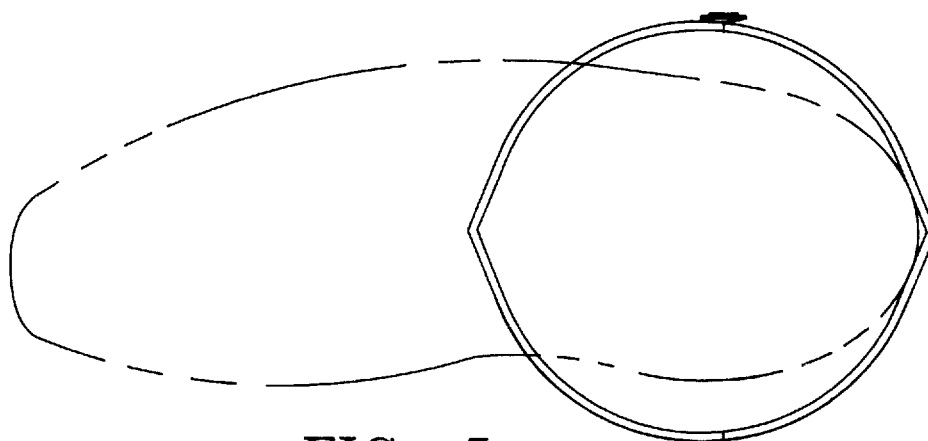


FIG. 5