



US00D408176S

United States Patent [19]

[11] Patent Number: **Des. 408,176**

Rollins et al.

[45] Date of Patent: ****Apr. 20, 1999**

[54] STAND

4,191,113 3/1980 Hogberg 108/157

[76] Inventors: **B. Sue Rollins**, 334 Christy,
Greenwood, Ind. 46143; **Rupert F. Kreisher**, 7630 Germander La.,
Indianapolis, Ind. 46237

Primary Examiner—Janice E. Seeger
Attorney, Agent, or Firm—Plews Shadley Racher & Braun

[**] Term: **14 Years**

[57] CLAIM

The ornamental design for a stand, as shown and described.

[21] Appl. No.: **29/085,696**

DESCRIPTION

[22] Filed: **Mar. 27, 1998**

FIG. 1 is a front elevational perspective view of a stand showing our new design in full lines with the broken line showing of environmental association matter being for illustrative purposes only and forming no part of the claimed design;

[51] LOC (6) CL **06-03**

[52] U.S. CL **D6/480; D6/485; D6/476**

[58] Field of Search **D6/480-489, 495, D6/349, 355, 476; 108/153.1, 152, 156, 157.1, 161; 248/188, 188.1, 188.8**

FIG. 2 is a top view thereof;

FIG. 3 is a front view thereof;

FIG. 4 is a bottom view thereof; and,

FIG. 5 is a side view thereof.

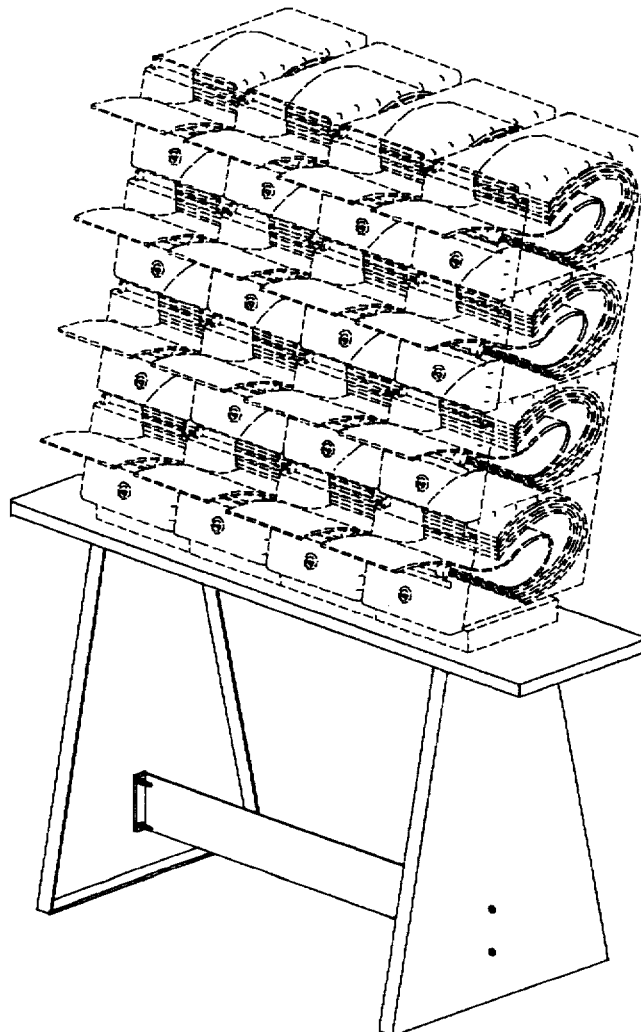
[56] References Cited

U.S. PATENT DOCUMENTS

The front view shown in FIG. 3 is identical to the back view (not shown) of the stand, and the other side view (not shown) is identical to the side view shown in FIG. 5.

- D. 139,325 10/1944 Gass D6/349
- D. 297,892 10/1988 Riggsby D6/485
- D. 398,453 9/1998 Stead D6/349

1 Claim, 2 Drawing Sheets



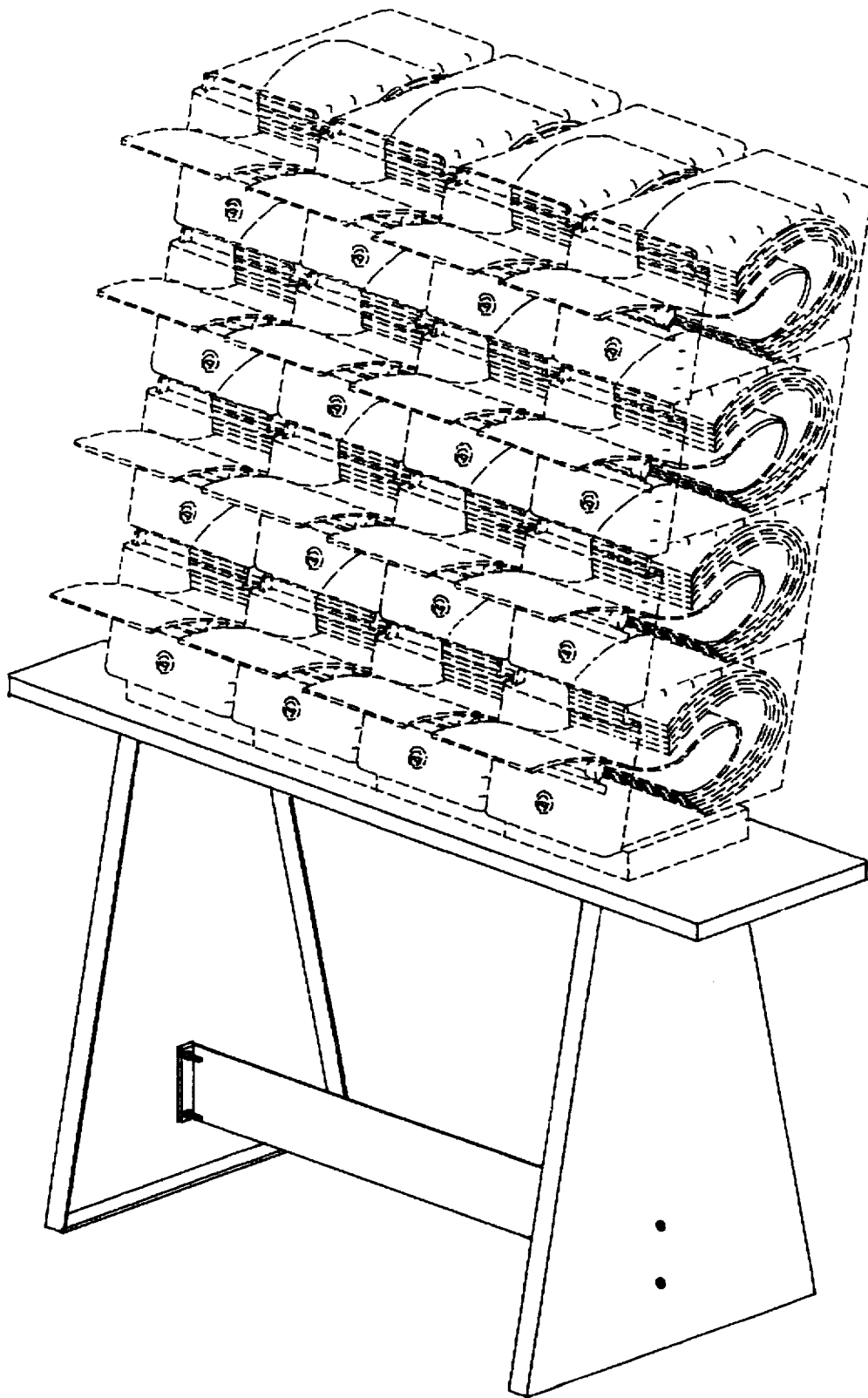


FIG. 1

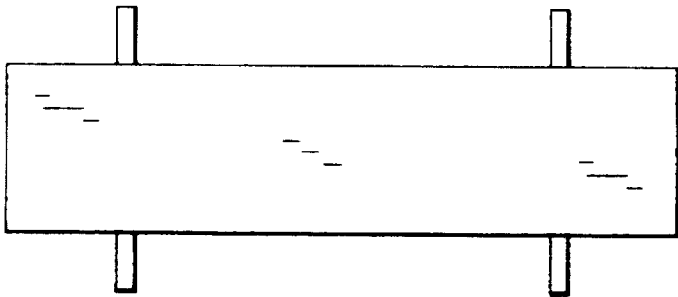


FIG. 2

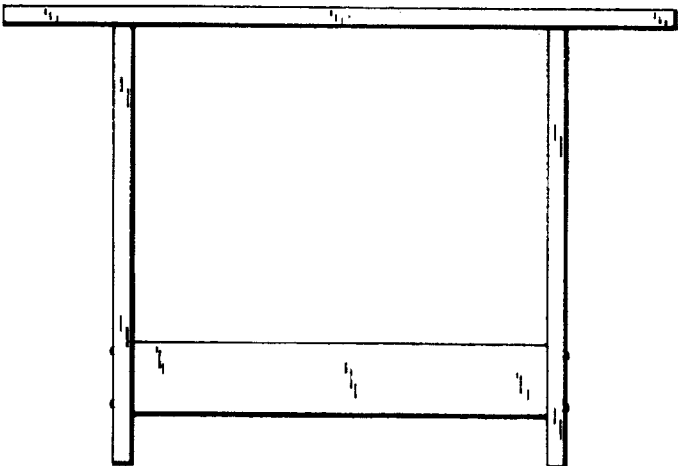


FIG. 3

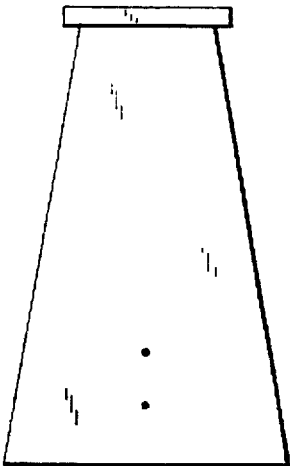


FIG. 5

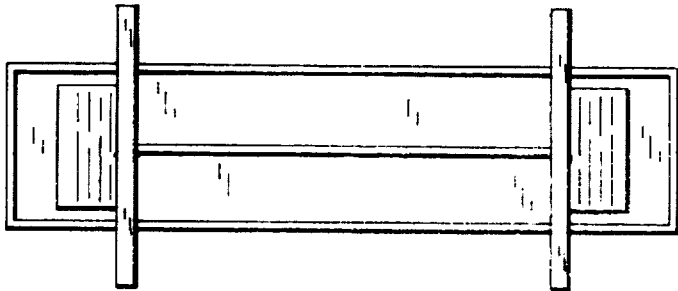


FIG. 4