



US00D488220S

(12) **United States Design Patent**
Frampton

(10) **Patent No.: US D488,220 S**
(45) **Date of Patent: ** Apr. 6, 2004**

- (54) **FAN BLADE FOR A CEILING FAN**
- (75) **Inventor: Thomas C. Frampton, Indianapolis, IN (US)**
- (73) **Assignee: Fanimation Design & Manufacturing, Inc., Lebanon, IN (US)**
- (**) **Term: 14 Years**
- (21) **Appl. No.: 29/161,800**
- (22) **Filed: Jun. 4, 2002**
- (51) **LOC (7) Cl. 23-04**
- (52) **U.S. Cl. D23/413**
- (58) **Field of Search D23/413, 377, D23/379, 385, 411; 416/5; 392/364**

- (56) **References Cited**
U.S. PATENT DOCUMENTS
- 2,079,044 A 5/1937 Santmyer
- D336,513 S 6/1993 Junkin et al.
- 5,462,462 A 10/1995 Woodley

(List continued on next page.)

OTHER PUBLICATIONS

Cartwright, Wooden fan blade samples, unknown (at least as early as May 30, 2002), 2 pages, 4 sample ceiling fan blades, Oak Forest Products, Inc., Stuart, Florida, U.S.A.

Fanimation, "Unique Ceiling, Wall & Floor Mounted Fans," catalog, Jan. 1990 USA.

Clem Labine's Traditional Building, "A Fan-tastic Ceiling Accessory," magazine article, Nov./Dec. 1997, USA.

Architectural Antiques—Andy Thornton, "Fan Systems," Catalog No. 12, First Edition, Mar. 1994, USA.

Gumps Mail Interiors, Plantation Ceiling Fan, catalog, Jul. 1998, USA.

The Sharper Image Home Collection, Plantation Ceiling Fan, catalog, Summer 1998, USA.

Aamerican Homestyle & Gardening, "The Islander Fan," magazine article, Aug./Sep. 1995, USA.

Metropolitan Home, "Three-Leaf Palm Fan by Fanimation," magazine article, Jul./Aug. 1998, USA.

A-Plus: Art/Antiques/Design—Cape Cod Edition, "Keep Your Cool," News Article, Jun. 1998, USA.

Friedes Associates, "1997 Hudson River Showhouse, New York," promotional piece, specific date unknown, USA.

Photograph—author unknown, Dec. 3, 1995, Raffles Hotel, Singapore.

Photograph—author unknown, circa 1905, White Rabbit Saloon, Tennessee.

Fanimation, "The Islander," promotional piece, date unknown, USA.

Fanimation, "The Palisade," promotional piece, date unknown, USA.

Fanimation, "Unique Ceiling, Wall & Floor Mounted Fans," catalog, Jan. 2000, USA.

Emerson, "Ceiling Fans Research & Development" catalog, Jan. 2001, USA.

Publication unknown, "The Rhinoceros Club," newspaper, date unknown, USA.

NICOR advertisement, Sep. 2000 issue, USA.

(List continued on next page.)

Primary Examiner—Lisa Lichtenstein
(74) *Attorney, Agent, or Firm*—Michael A. Myers; Bingham McHale LLP

(57) **CLAIM**

The ornamental design for a fan blade for a ceiling fan, as shown.

DESCRIPTION

FIG. 1 is a front view of the fan blade for a ceiling fan showing my new design;

FIG. 2 is a rear view of the design of FIG. 1;

FIG. 3 is a side view of the design of FIG. 1;

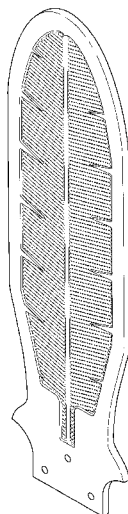
FIG. 4 is another side view of the design of FIG. 1;

FIG. 5 is a view of the top of the design of FIG. 1;

FIG. 6 is a view of the bottom of the design of FIG. 1; and,

FIG. 7 is a perspective view of the design of FIG. 1.

1 Claim, 7 Drawing Sheets



U.S. PATENT DOCUMENTS

D424,190 S 5/2000 Tang
D432,640 S 10/2000 Frampton
D433,118 S 10/2000 Frampton
D433,119 S 10/2000 Frampton
D433,498 S 11/2000 Frampton
D433,747 S 11/2000 Frampton
D433,748 S 11/2000 Frampton
D433,749 S 11/2000 Frampton
D434,134 S 11/2000 Frampton
D437,047 S 1/2001 Frampton
D437,406 S 2/2001 Frampton
D438,610 S 3/2001 Frampton
D443,352 S * 6/2001 Lantz D23/413
D443,353 S * 6/2001 Lantz D23/413
D444,553 S 7/2001 Frampton
D450,380 S 11/2001 Frampton
D451,997 S 12/2001 Schwartz
D453,566 S * 2/2002 Lantz D23/413
D454,192 S 3/2002 Frampton

D454,635 S 3/2002 Frampton
D454,636 S * 3/2002 Lantz D23/413
D456,073 S 4/2002 Frampton
D457,620 S 5/2002 Frampton
D460,817 S 7/2002 Frampton
D461,888 S 8/2002 Frampton

OTHER PUBLICATIONS

NICOR website: www.nicorlighting.com, Jul. 5, 2002, various ceiling fan photographs.

Regency Ceiling Fans, "Tropic Air" promotional piece brochure, Copyright 2001, USA.

Home Lighting & Accessories, "Vintage Crown Collection," magazine article, Concord product advertisement, Dec. 2001, USA.

Fanimation, "Unique Ceiling, Wall & Floor Fans," catalog, Jan. 2002, USA.

* cited by examiner

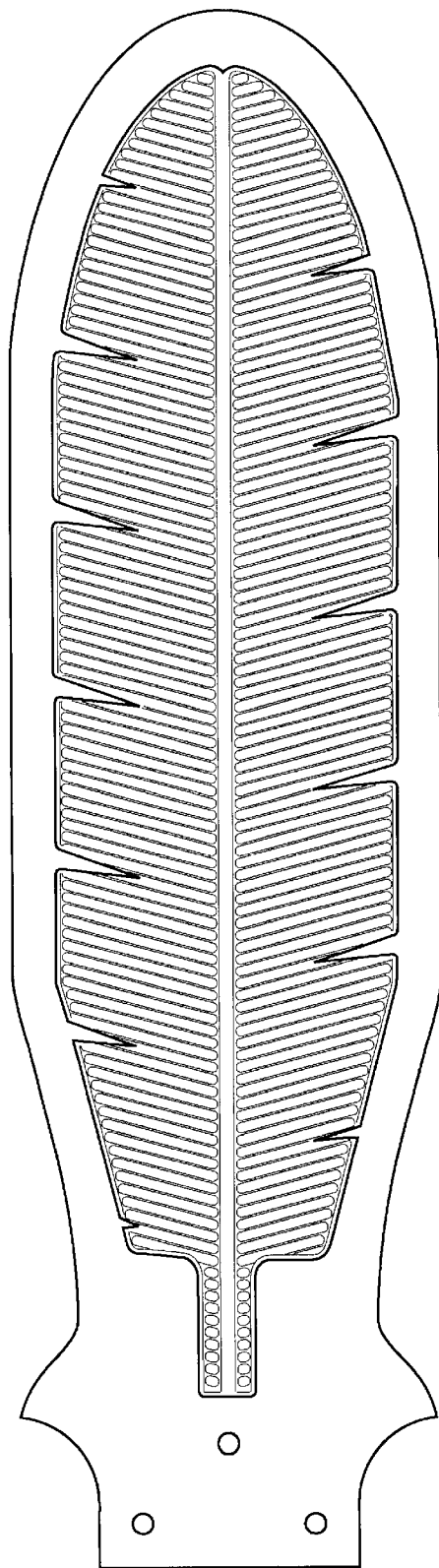


Fig. 1




Fig. 2



Fig. 3



Fig. 4



Fig. 5



Fig. 6

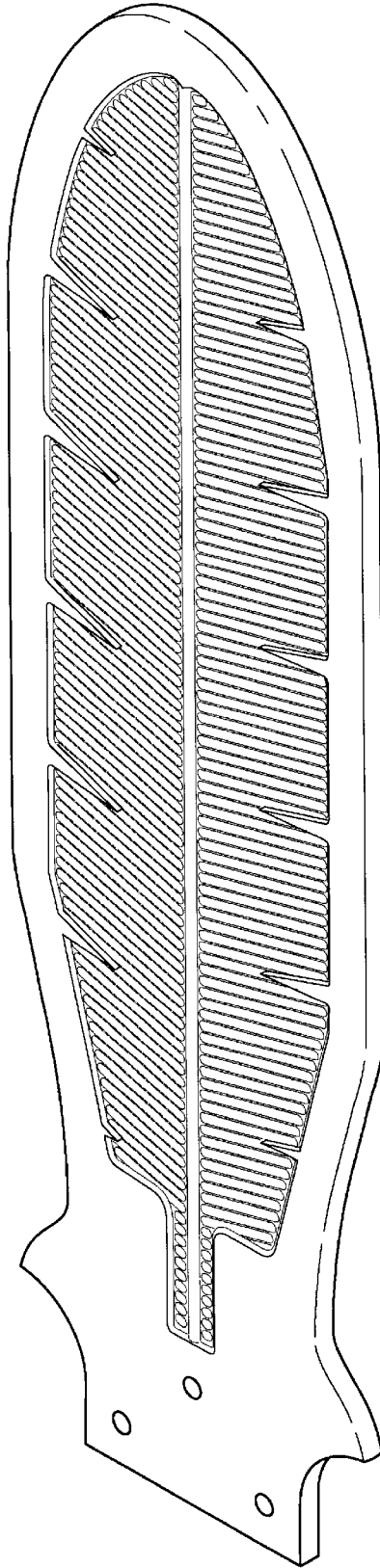


Fig. 7