



US00D574473S

(12) **United States Design Patent**
Phillips

(10) **Patent No.:** **US D574,473 S**

(45) **Date of Patent:** **** Aug. 5, 2008**

(54) **BATH UNIT**

(75) Inventor: **Patrick Phillips**, Edwardsburg, MI (US)

(73) Assignee: **Dehco, Inc.**, Elkhart, IN (US)

(**) Term: **14 Years**

(21) Appl. No.: **29/284,609**

(22) Filed: **Sep. 12, 2007**

(51) **LOC (8) Cl.** **23-02**

(52) **U.S. Cl.** **D23/277**

(58) **Field of Classification Search** D23/275-277,
D23/304; 4/538, 571.1, 573.1, 589; D24/204-205
See application file for complete search history.

(56) **References Cited**

U.S. PATENT DOCUMENTS

918,341 A	4/1909	Lose	
3,642,400 A	2/1972	Theodorsen	
4,551,869 A	11/1985	Whitney	
4,669,133 A	6/1987	Blecher et al.	
5,261,130 A	11/1993	Kendall	
5,341,527 A	8/1994	Schmidt et al.	
5,459,888 A	10/1995	Chen	
6,143,237 A	11/2000	Eckardt et al.	
6,224,364 B1	5/2001	Harvey	
6,243,890 B1	6/2001	Yang	
D448,834 S *	10/2001	Shimizu D23/277
6,389,617 B1	5/2002	Hartline et al.	
D527,081 S *	8/2006	Hatrick-Smith D23/280.1
2002/0189674 A1	12/2002	Meeder	
2004/0128754 A1	7/2004	Bathurst	

2007/0063378 A1 3/2007 O'Donoghue

FOREIGN PATENT DOCUMENTS

DE 101 55 022 5/2003

EP 0 783 948 7/1997

* cited by examiner

Primary Examiner—Robert A Delehanty

(74) *Attorney, Agent, or Firm*—Michael A. Myers; Botkin & Hall, LLP

(57) **CLAIM**

The ornamental design for a bath unit, as shown and described.

DESCRIPTION

FIG. 1 is an elevated top perspective view of a bath unit showing my new design, the broken lines shown being for purposes of showing the environment only, and form no part of the claimed design;

FIG. 2 is a top view thereof, the broken lines shown being for purposes of showing the environment only, and form no part of the claimed design;

FIG. 3 is a side view thereof;

FIG. 4 is an end view thereof, as seen from the left of FIG. 3;

FIG. 5 is an end view thereof, as seen from the right of FIG. 3;

FIG. 6 is a side view thereof; and,

FIG. 7 is a bottom view thereof, the broken lines shown being for purposes of showing the environment only, and form no part of the claimed design.

1 Claim, 4 Drawing Sheets

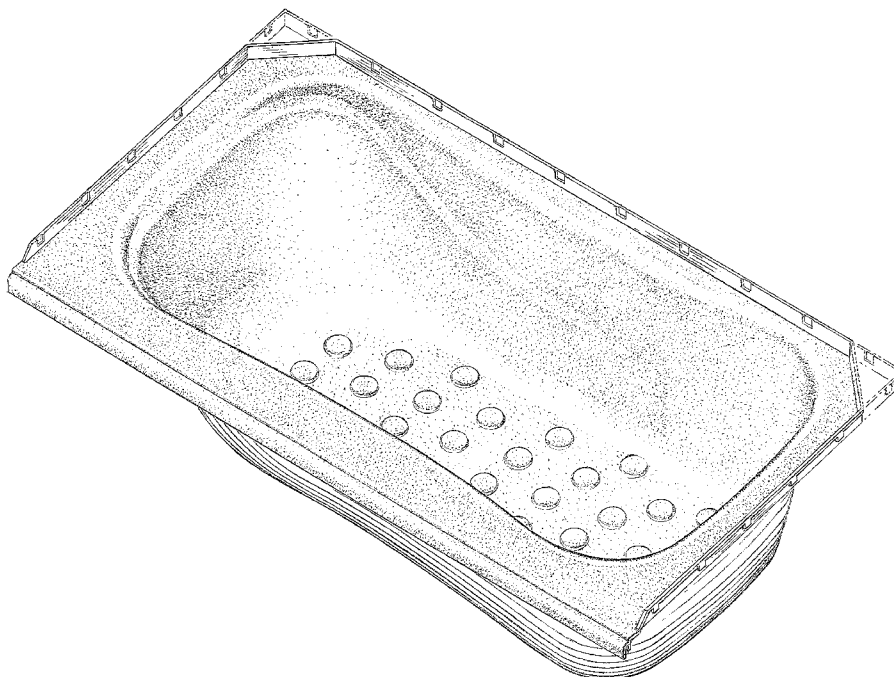


FIG. 1

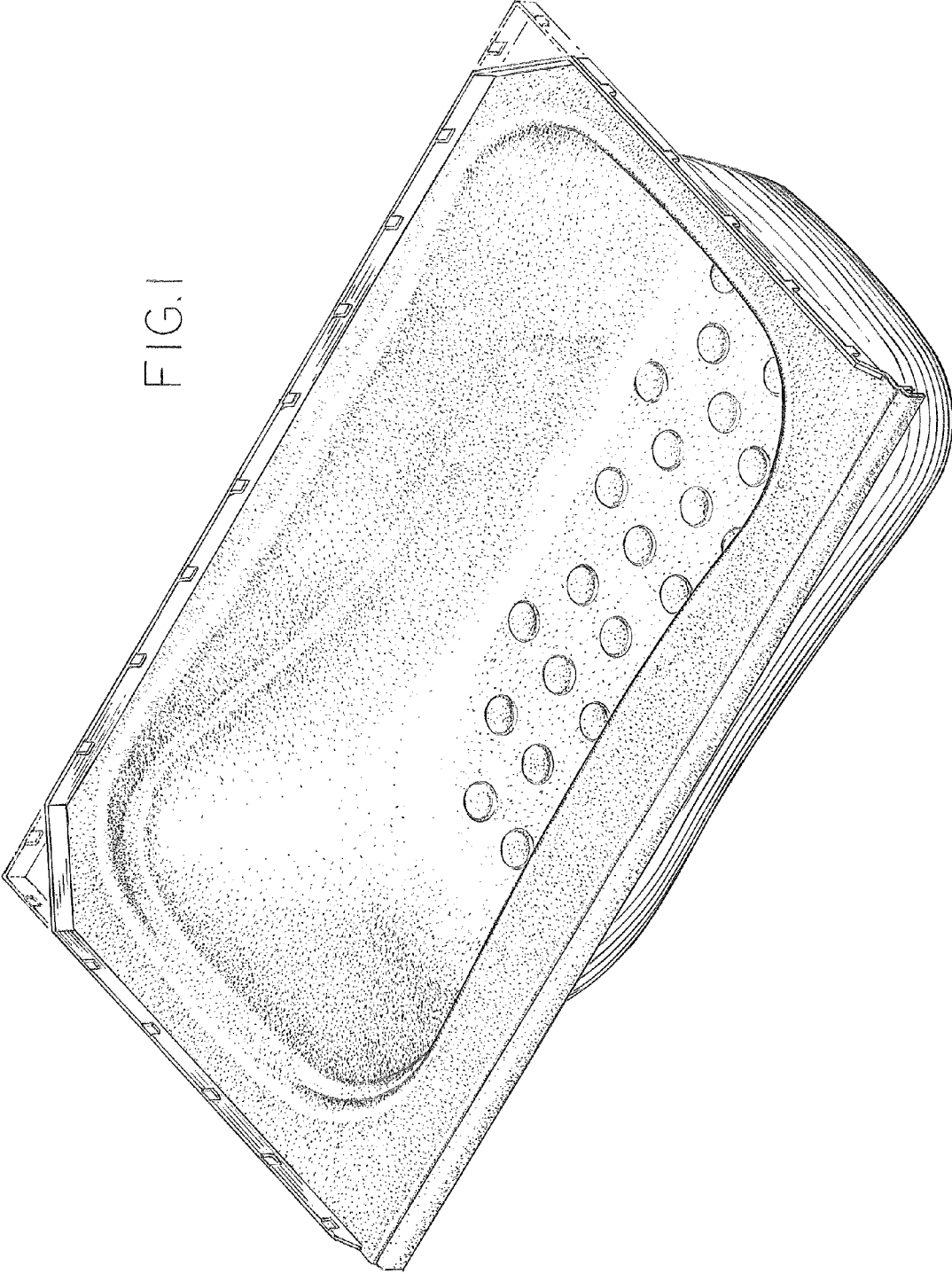


FIG. 2

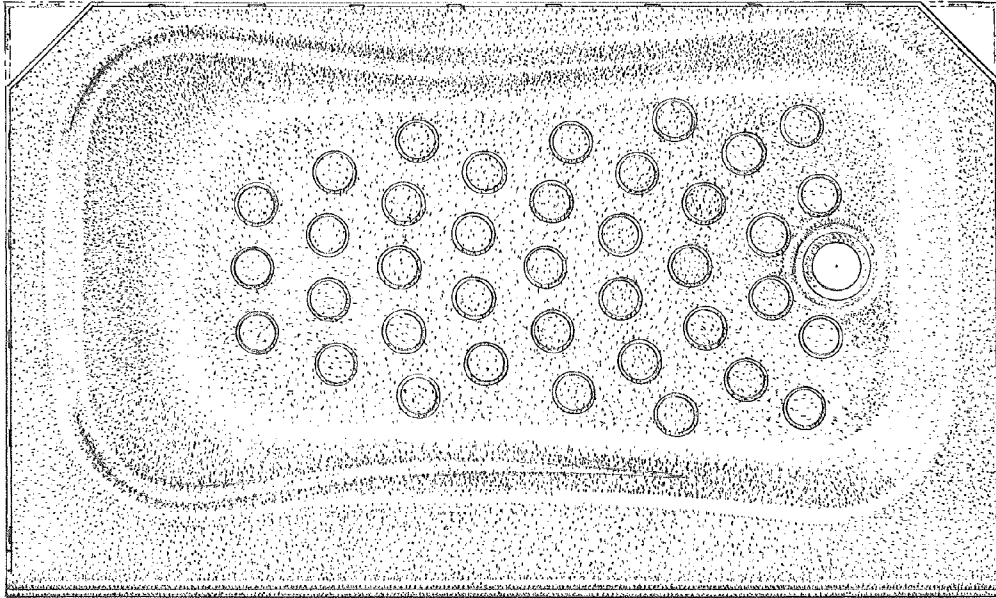


FIG. 3

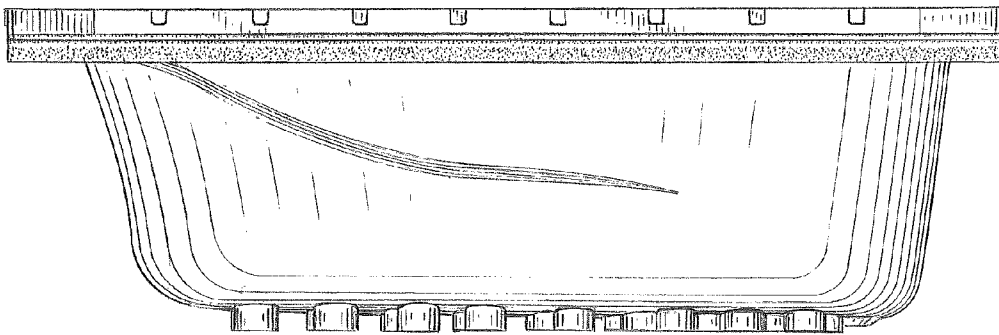


FIG. 4

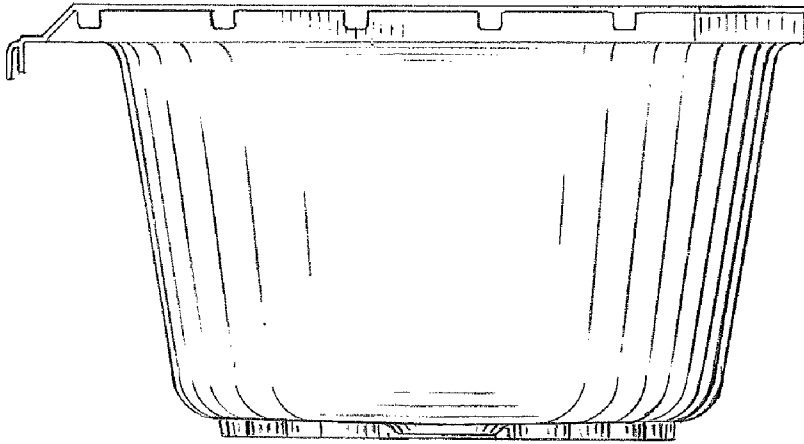


FIG. 5

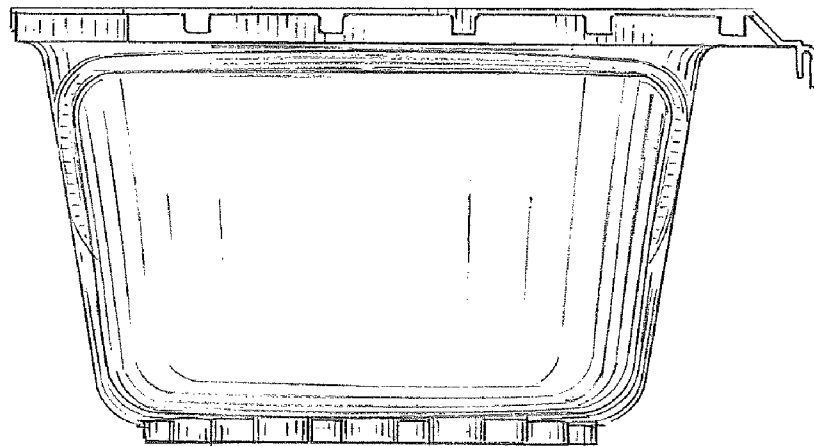


FIG. 6

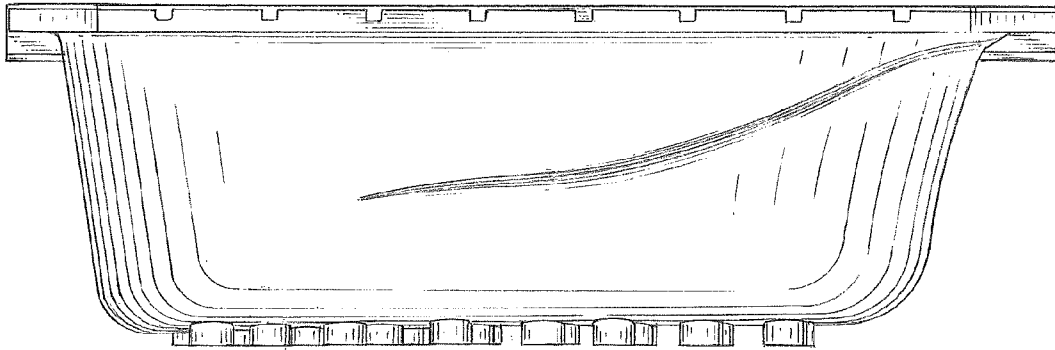


FIG. 7

