



US00D583130S

(12) **United States Design Patent**
Runnels et al.

(10) **Patent No.:** **US D583,130 S**

(45) **Date of Patent:** **** Dec. 23, 2008**

(54) **NOVELTY CAP WITH FILAMENTS**

D422,777 S * 4/2000 Scott D2/869

(76) Inventors: **Anthony Runnels**, 546 W. 6th St., Apt.
B, Mishawaka, IN (US) 46544; **Alexey**
V. Remnev, 1417 Northside Blvd., Apt.
#331, South Bend, IN (US) 46615

(Continued)

FOREIGN PATENT DOCUMENTS

CA 28573 * 8/1966

OTHER PUBLICATIONS

A picture of a woman wearing a cap with filaments, as shown on golden-apples.blogspot.com, dated Aug. 31, 2006 (1 page).*

Primary Examiner—Elizabeth A Albert
Assistant Examiner—Karen E Eldridge Powers
(74) *Attorney, Agent, or Firm*—Michael A. Myers; Botkin & Hall, LLP

(**) **Term:** **14 Years**

(21) **Appl. No.:** **29/305,027**

(22) **Filed:** **Mar. 12, 2008**

(51) **LOC (8) Cl.** **02-03**

(52) **U.S. Cl.** **D2/878; D2/867**

(58) **Field of Classification Search** D2/865,
D2/866, 867, 868, 869, 870, 891, 892, 895;
2/68, 173.5, 174, 200.1, 200.2
See application file for complete search history.

(57) **CLAIM**

The ornamental design for a novelty cap with filaments, as shown and described.

(56) **References Cited**

U.S. PATENT DOCUMENTS

D54,900 S *	4/1920	Dodge	D2/867
D54,901 S *	4/1920	Dodge	D2/867
D60,107 S *	12/1921	Quimby et al.	D4/126
D86,116 S *	2/1932	Felshin	D2/865
D136,972 S *	1/1944	Hodge	D2/865
D202,539 S *	10/1965	Webb	D29/102
3,247,521 A *	4/1966	Owen	2/68
D207,901 S *	6/1967	Atkin	D2/867
D211,077 S *	5/1968	Wilson-Haffenden	D2/867
D211,078 S *	5/1968	Atkin	D2/867
3,403,406 A *	10/1968	Weissberg	2/68
D218,084 S *	7/1970	Nogue	D2/867
D220,674 S *	5/1971	Nogue	D2/868
4,106,124 A *	8/1978	Green	2/422
D258,395 S	3/1981	Lee	
4,468,815 A	9/1984	Pellegrini	
4,674,169 A	6/1987	Katzman et al.	
4,991,235 A	2/1991	Warner	
D366,557 S *	1/1996	Ashby et al.	D2/870
5,771,493 A	6/1998	Proctor	
5,787,507 A *	8/1998	Sullivan	2/182.1

DESCRIPTION

FIG. 1 is a front perspective view of a first embodiment of our novelty cap with filaments showing our new design;

FIG. 2 is a side view of the novelty cap with filaments of FIG. 1;

FIG. 3 is a top view of the novelty cap with filaments of FIG. 1;

FIG. 4 is a bottom view of the novelty cap with filaments of FIG. 1;

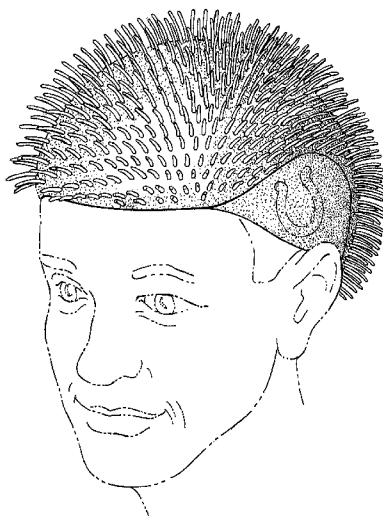
FIG. 5 is a front view of the novelty cap with filaments of FIG. 1; and,

FIG. 6 is a rear view of the novelty cap with filaments of FIG. 1.

The phantom lines shown in the Figures are for purposes of showing the environment only and form no part of the claimed design.

The stippling shown in the drawings is shading and forms no part of the claimed design.

1 Claim, 3 Drawing Sheets



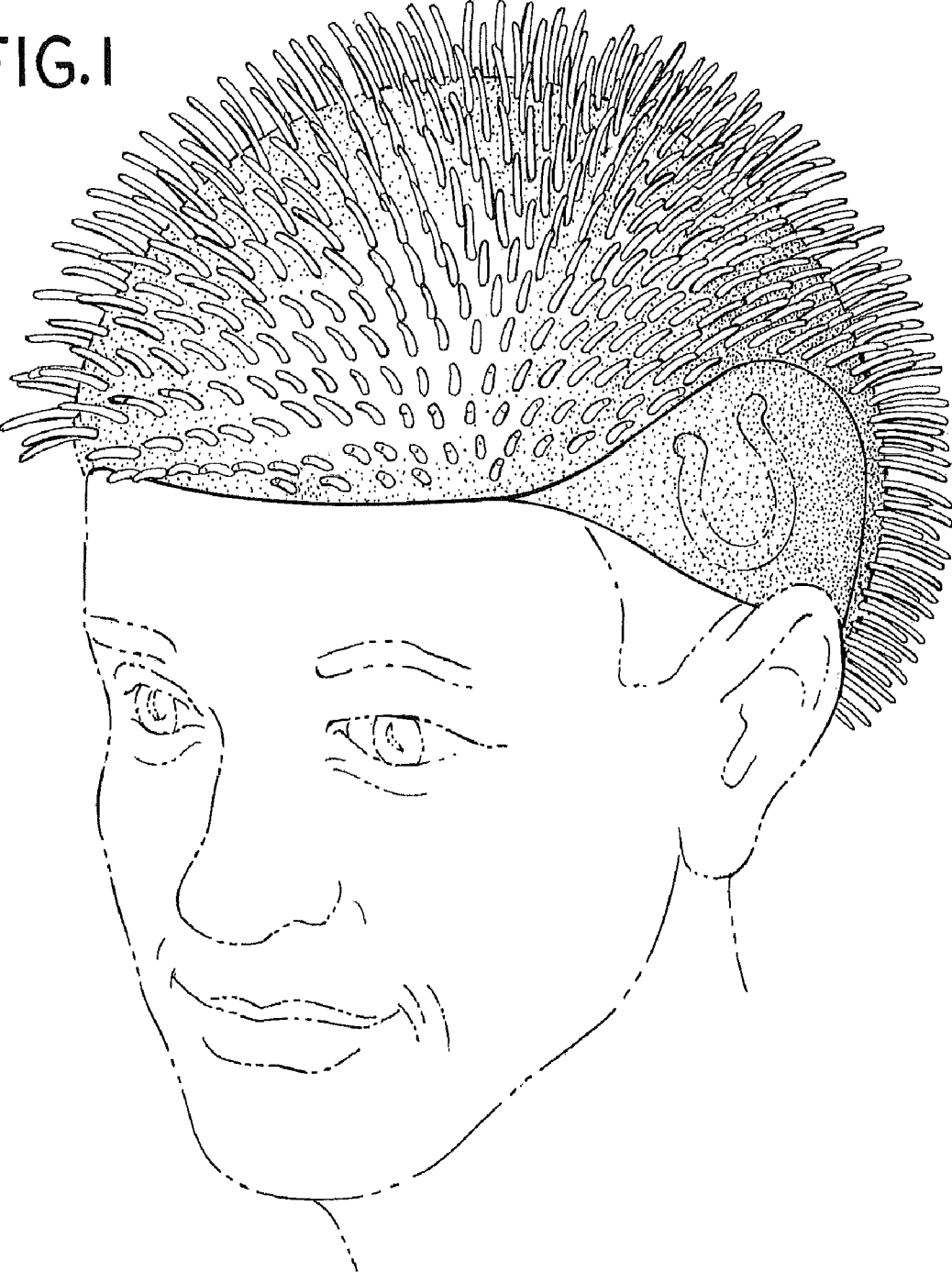
US D583,130 S

Page 2

U.S. PATENT DOCUMENTS									
6,052,825	A *	4/2000	Dodd	2/68	D500,580	S	1/2005	Rothschild	
D426,349	S	6/2000	Mondragon		D501,957	S *	2/2005	Jagger	D29/122
D442,746	S *	5/2001	Belcher	D29/122	6,848,122	B1	2/2005	Meeds	
6,345,395	B1	2/2002	Chilton		D506,861	S	7/2005	Rothschild	
6,357,052	B1	3/2002	Fleming		6,966,068	B2 *	11/2005	Johnson et al.	2/68
6,438,760	B1	8/2002	Wakefield et al.		D518,604	S	4/2006	Belo	
D467,056	S	12/2002	Rothschild		D522,215	S	6/2006	Rothschild	
D467,406	S	12/2002	Rothschild		7,131,449	B2	11/2006	Kagami et al.	
D467,707	S	12/2002	Rothschild		7,189,130	B2	3/2007	Vega	
6,543,061	B1	4/2003	Morgan		2006/0117450	A1 *	6/2006	Matsumoto	2/10
D485,946	S	1/2004	Angrum		2008/0036782	A1 *	2/2008	Bruderlin et al.	345/581
6,711,749	B2	3/2004	White et al.						

* cited by examiner

FIG. 1



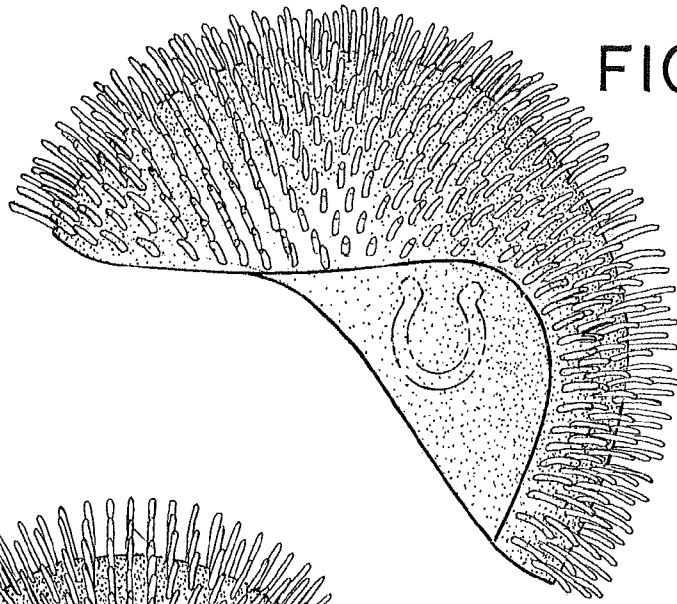


FIG. 2

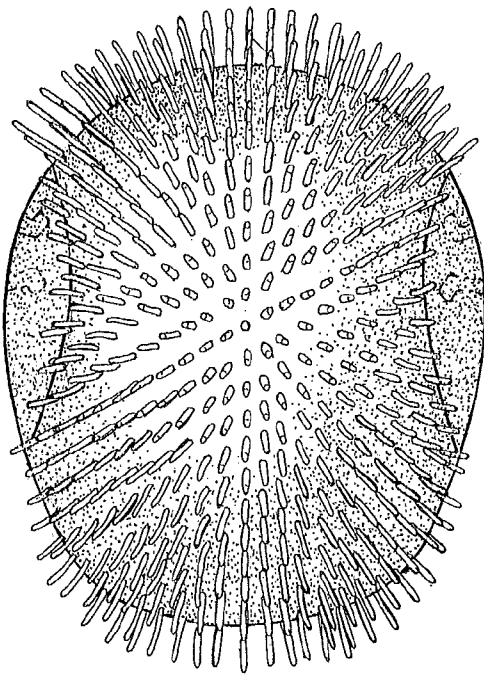


FIG. 3

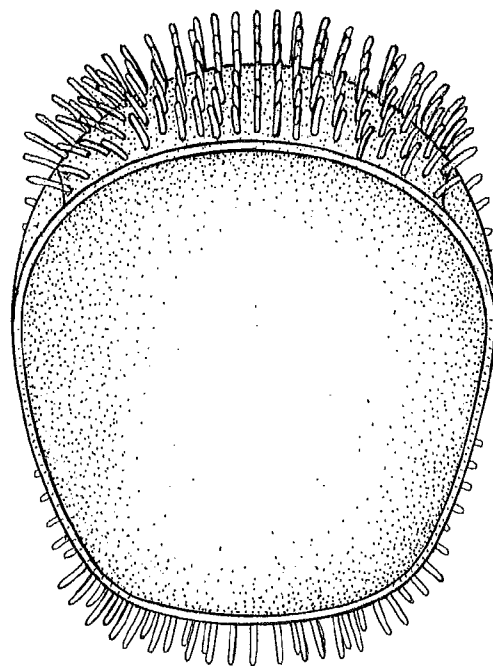


FIG. 4

FIG.5

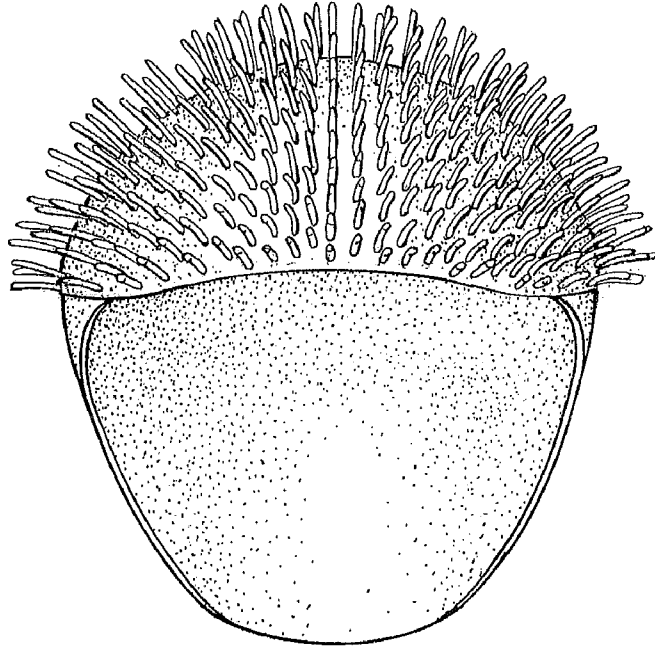


FIG.6

