



US00D672450S

(12) **United States Design Patent**
Milks et al.

(10) **Patent No.:** **US D672,450 S**

(45) **Date of Patent:** **** Dec. 11, 2012**

(54) **VENT COVER**

(75) Inventors: **Lorin A. Milks**, Imlay City, MI (US);
James E. Allard, Imlay City, MI (US);
Roch J. Tolinski, Imlay City, MI (US)

(73) Assignee: **Atwood Mobile Products, LLC**,
Elkhart, IN (US)

(**) Term: **14 Years**

(21) Appl. No.: **29/403,611**

(22) Filed: **Oct. 7, 2011**

(51) **LOC (9) Cl.** **23-04**

(52) **U.S. Cl.** **D23/387**

(58) **Field of Classification Search** D23/385-395,
D23/397, 370-373, 365, 351, 354, 399-403,
D23/421, 499; 454/309, 275-277, 284, 287-291,
454/358-363, 156; 52/302.1, 32.07; D12/317,
D12/100, 106, 401

See application file for complete search history.

(56) **References Cited**

U.S. PATENT DOCUMENTS

3,738,621	A *	6/1973	Anderson	454/156
D320,267	S *	9/1991	Thomas	D23/371
D320,847	S *	10/1991	Lanigan	D23/371
D330,415	S *	10/1992	Thomas	D23/371

D330,588	S *	10/1992	Lindeen	D23/373
D365,873	S *	1/1996	Van Belle	D23/370
5,591,080	A *	1/1997	Ward	454/359
5,662,522	A *	9/1997	Waltz	454/359
D391,632	S *	3/1998	Thomas	D23/393
D448,468	S *	9/2001	Koessler	D23/373
6,293,862	B1 *	9/2001	Jafine et al.	454/359
D513,490	S *	1/2006	Held	D12/401
D628,126	S *	11/2010	Tai	D12/106
D629,094	S	12/2010	Thomas		

* cited by examiner

Primary Examiner — David Muller

(74) *Attorney, Agent, or Firm* — Michael A. Myers;
Shumaker, Loop & Kendrick, LLP

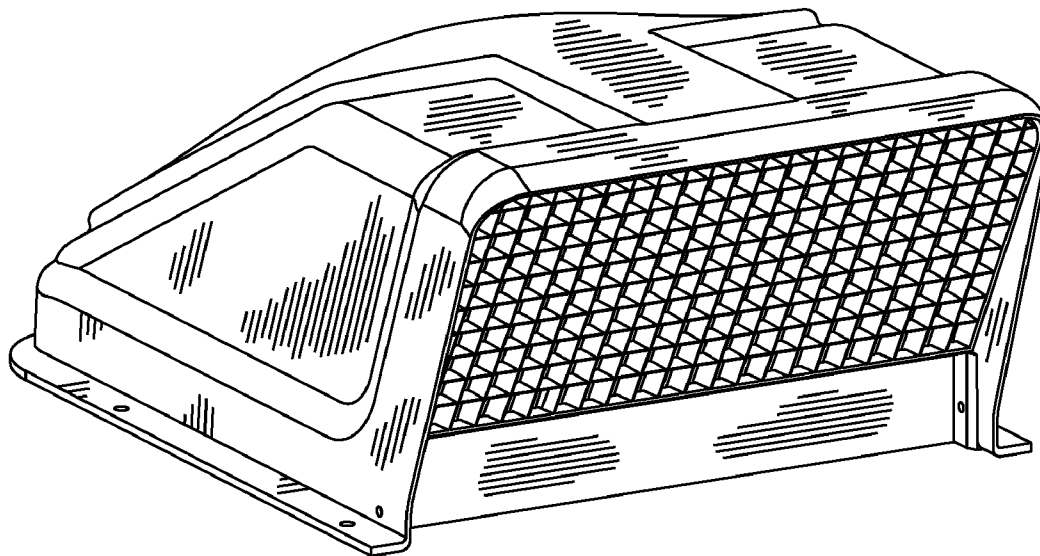
(57) **CLAIM**

The ornamental design for a vent cover, as shown and described.

DESCRIPTION

FIG. 1 is a front elevated perspective view of a vent cover showing our new design;
FIG. 2 is a rear elevated perspective view thereof;
FIG. 3 is a front elevation view thereof;
FIG. 4 is rear elevation view thereof;
FIG. 5 is a top plan view thereof;
FIG. 6 is a bottom plan view thereof;
FIG. 7 is a left side elevation view thereof; and,
FIG. 8 is a right side elevation view thereof.

1 Claim, 4 Drawing Sheets



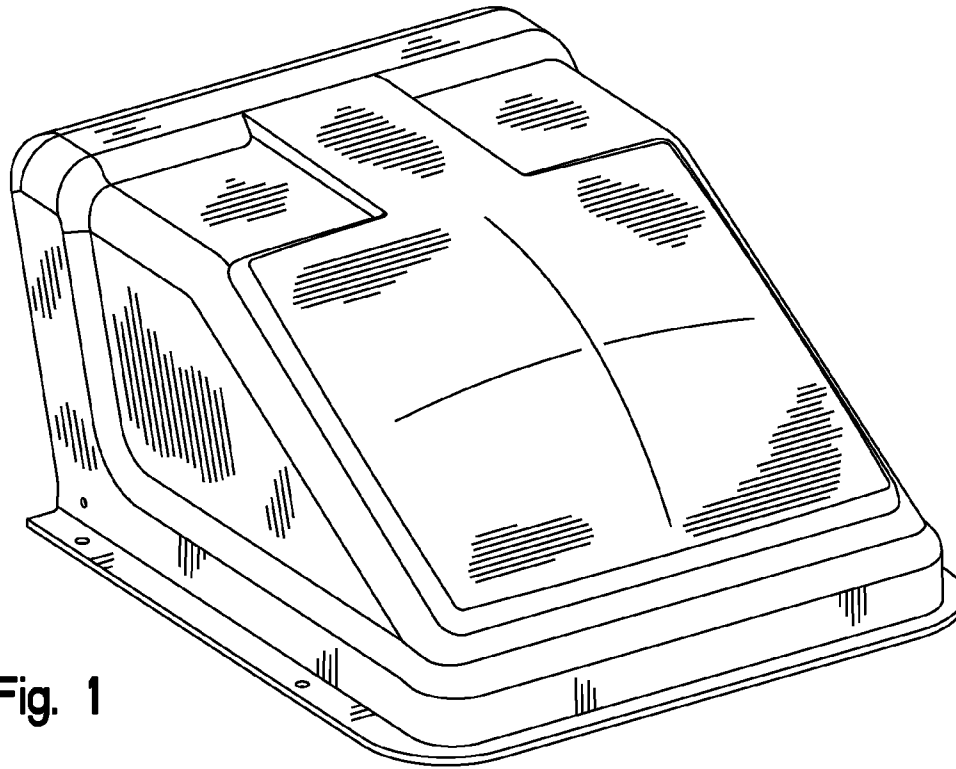


Fig. 1

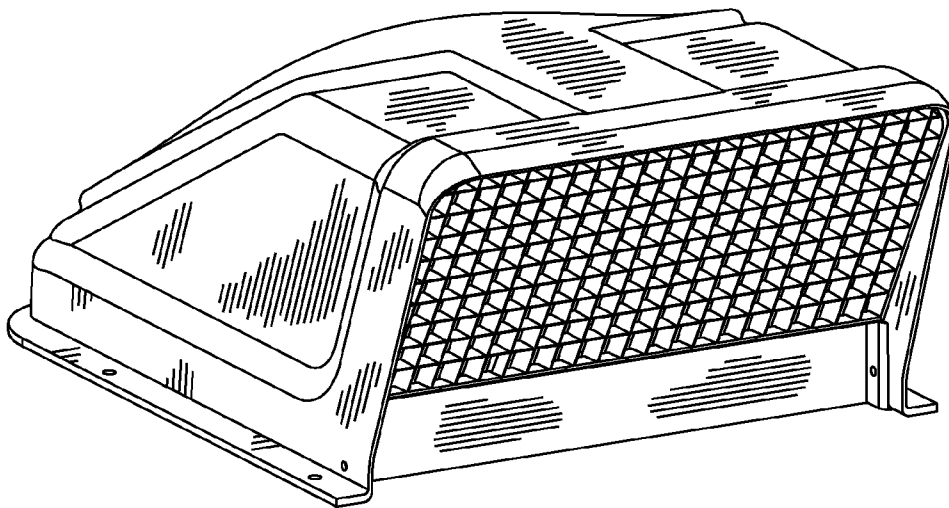


Fig. 2

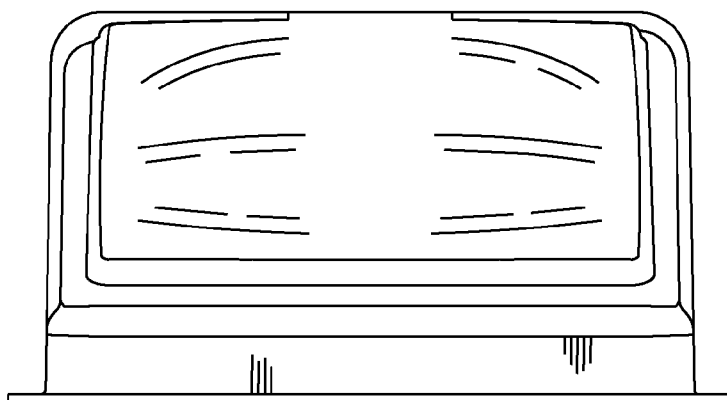


Fig. 3

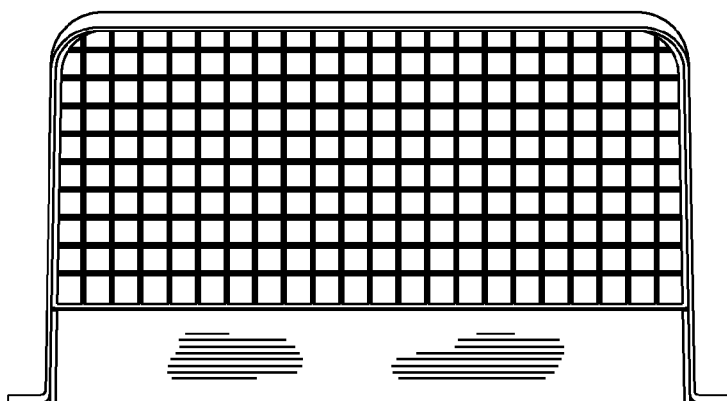


Fig. 4

Fig. 5

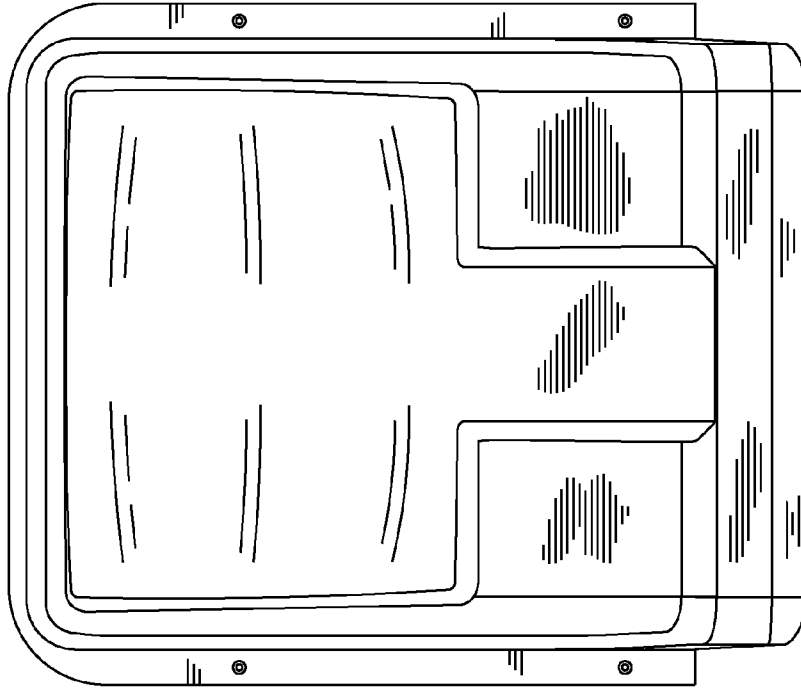
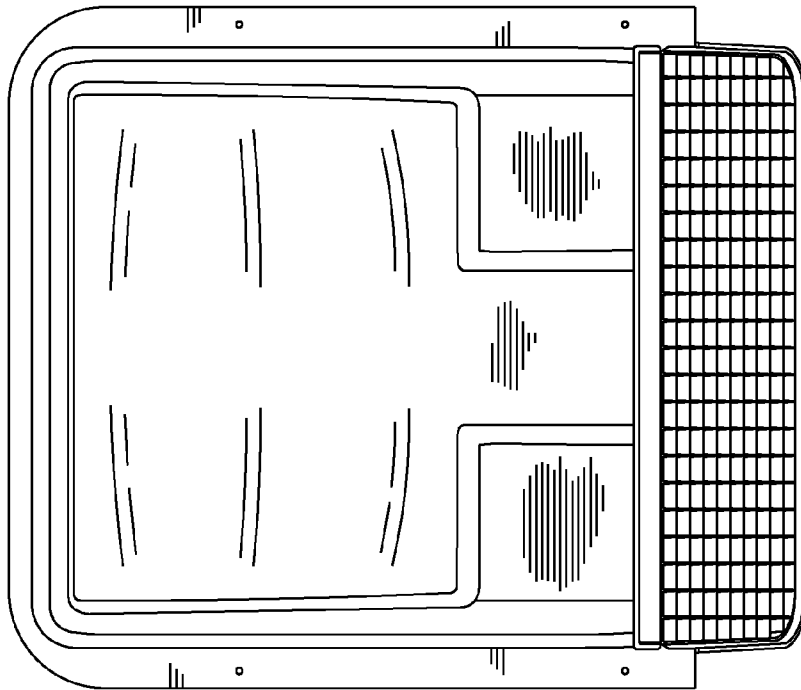


Fig. 6



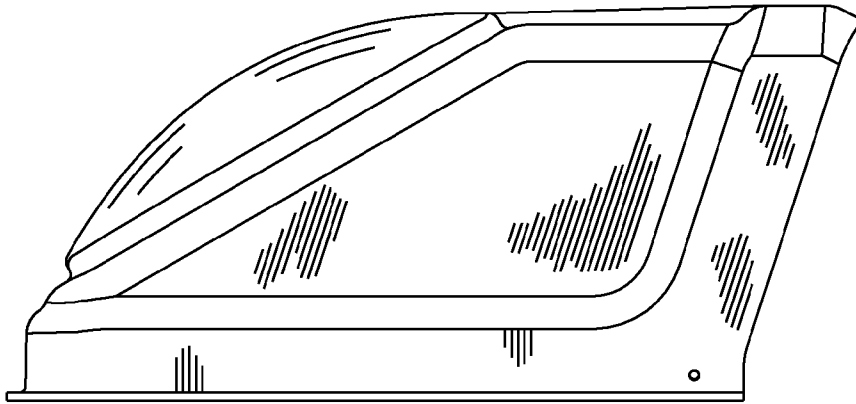


Fig. 7

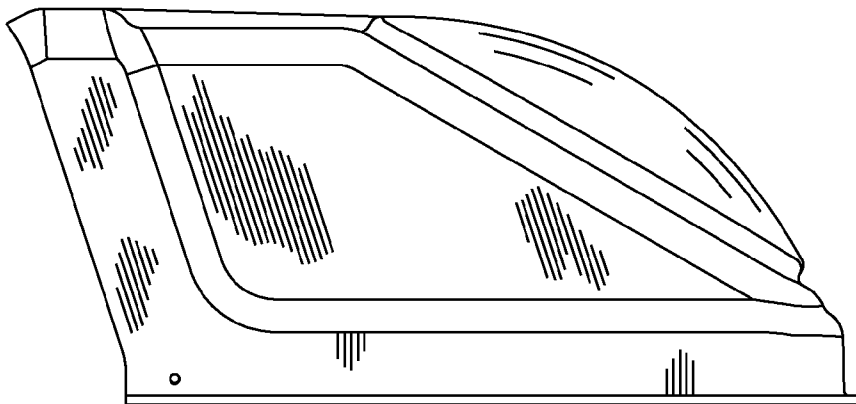


Fig. 8