



US00D674837S

(12) **United States Design Patent**
Metivier

(10) **Patent No.:** **US D674,837 S**

(45) **Date of Patent:** **** Jan. 22, 2013**

(54) **GUITAR**

(76) Inventor: **Roland Metivier**, Spring Hill, FL (US)

(**) Term: **14 Years**

(21) Appl. No.: **29/426,882**

(22) Filed: **Jul. 11, 2012**

(51) **LOC (9) Cl.** **17-03**

(52) **U.S. Cl.** **D17/14**

(58) **Field of Classification Search** D17/14,
D17/18, 19, 20; 84/173, 267, 290-293

See application file for complete search history.

(56) **References Cited**

U.S. PATENT DOCUMENTS

D209,333	S	*	11/1967	Ketjen	D17/14
D303,676	S	*	9/1989	Westlake	D17/14
D374,681	S	*	10/1996	Gould	D17/14
D401,267	S	*	11/1998	Dame et al.	D17/20
6,384,311	B1	*	5/2002	Cota	84/739
6,444,886	B1	*	9/2002	Spercel et al.	84/297 R
D486,175	S	*	2/2004	Villalba	D17/14
D539,835	S	*	4/2007	Brugal	D17/20
D568,926	S	*	5/2008	Clark	D17/18
7,420,107	B2	*	9/2008	Parker et al.	84/267

D579,969	S	*	11/2008	Hirsch	D17/14
7,994,408	B1	*	8/2011	Mondell	84/267
D667,485	S	*	9/2012	Nixon	D17/14

* cited by examiner

Primary Examiner — Rashida Johnson

(74) *Attorney, Agent, or Firm* — Michael A. Myers; Shumaker, Loop & Kendrick, LLP

(57) **CLAIM**

I claim the ornamental design for a guitar, as shown and described.

DESCRIPTION

FIG. 1 is an isometric view of a guitar showing my new design;

FIG. 2 is a front view of the guitar of FIG. 1;

FIG. 3 is a rear view thereof;

FIG. 4 is a top view of the guitar of FIG. 2;

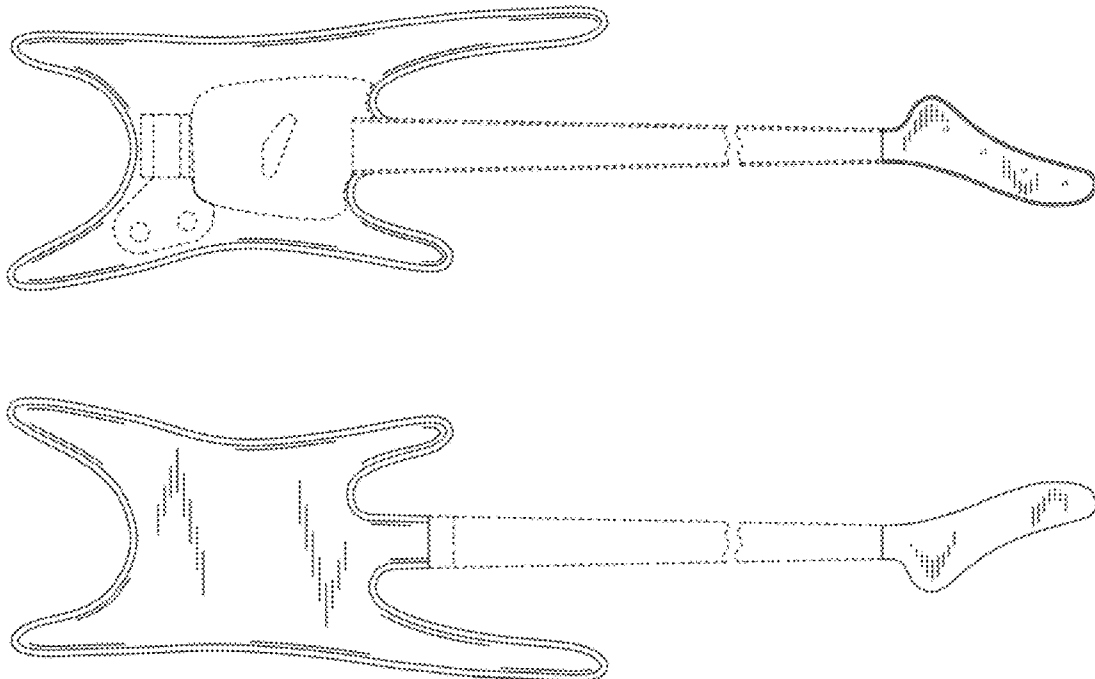
FIG. 5 is a bottom view of the guitar of FIG. 2;

FIG. 6 is rear end view of the guitar; and,

FIG. 7 is a front end view of the guitar.

The phantom lines shown in the Figures are for purposes of showing the environment only and form no part of the claimed invention.

1 Claim, 4 Drawing Sheets



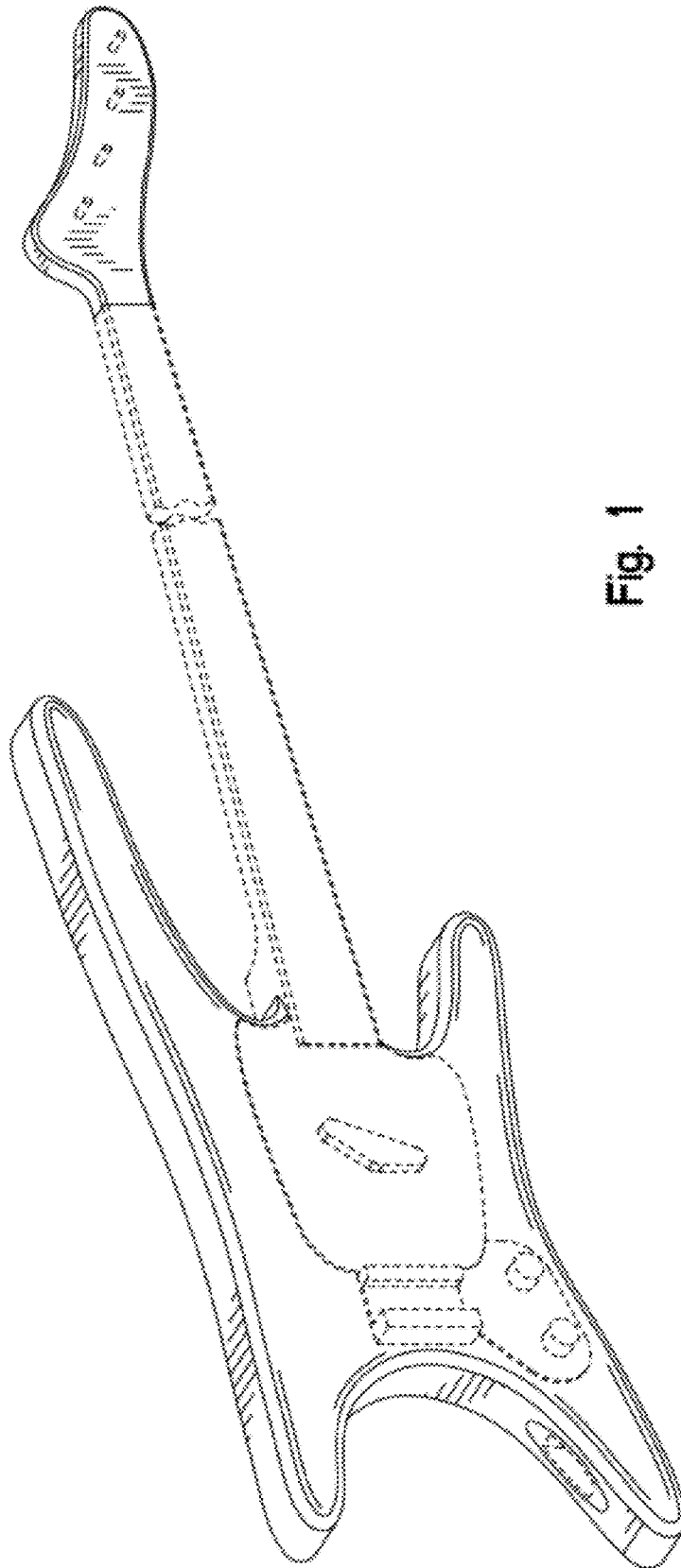


Fig. 1

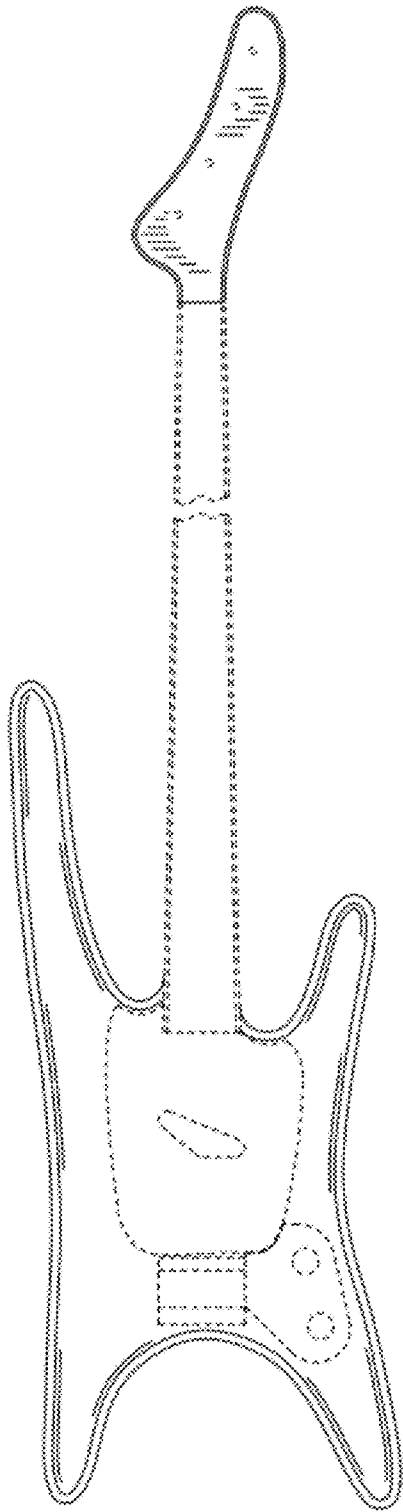


Fig. 2

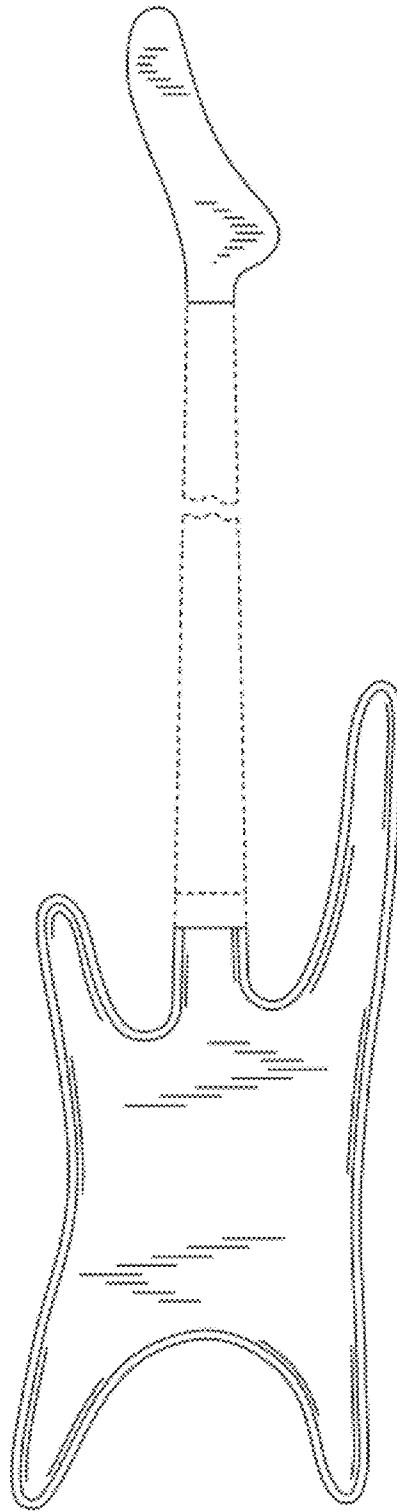


Fig. 3




Fig. 4




Fig. 5




Fig. 7

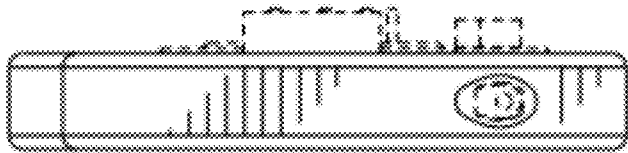


Fig. 6